


BLF 5.00/5.08 and BLDF 5.08

Plug-in connector with PUSH IN connection technology



The fast PUSH IN connection is also available with the well-proven 5.00 & 5.08 pitch plug-in-connector series. The benefits are simplicity, high safety and applicability due to features such as different wire outlet directions from 90° to 180° to 270°, or even twin plugs with integrated, high-performance cross-connections. This enables bus applications with an exceeding bus current up to 22 A.




Designed for general use

Very large clamping area of 0.2 to 2.5 mm² – even if using wire end ferrules with plastic collars.



Designed for easy testing

Easily accessible diagnostic test points resp. convenient test plug sockets simplify function monitoring.



Designed for perfect handling

Rounded moulding shapes and large, slip-resistant actuation buttons ensure user-friendly handling.



Designed for extreme loads

The integrated cross-connection is optimised for low power loss and, since rated for a powerful bus current of 22 A, also supports a high number of bus devices.

Designed for fast termination



PUSH IN Technology: tool-less connection through simple insertion of a prepared conductor into the wire entry slot.

Designed for intuitive operation



Intuitive opening of the clamping point by clearly visible actuation buttons.

BLF 5.08/180
BLF 5.00/180



Socket connectors with time-saving Push In connection technology, covering a clamping range of 0.2 to 2.5 mm even with wire end ferrule, and a straight wire outlet direction (180°). Rounded moulding shapes and enlarged actuation buttons ensure good grip and userfriendly handling of the plug. In addition, the new family of plug-in connectors covers the entire range of mounting options for male connectors, from the standard screw flange to the unique lock-and-release lever. The integrated test point enables fast diagnosis.

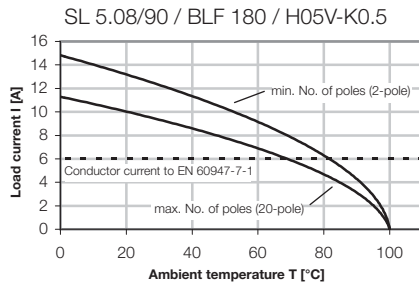
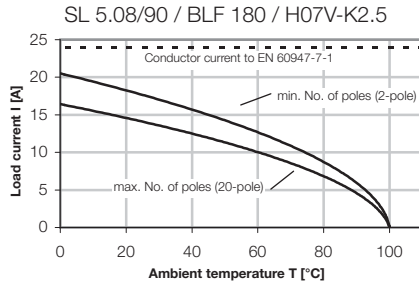
- 0,2-2,5 mm² (IEC) / 26-12 AWG (UL)
- 400 V (IEC) / 300 V (UL)
- 18 A (IEC) / 15 A (UL)

Technical data

Rated data to IEC 60664-1 / IEC 61984			
Clamping range, max.	mm ²	0.13 ... 3.31	
Solid H05(07) V-U	mm ²	0.2 ... 2.5	
Stranded H07 V-R	mm ²	0.2 ... 2.5	
Flexible H05(07) V-K	mm ²	0.2 ... 2.5	
Flexible with ferrule	mm ²	0.2 ... 2.5	
Ferrule with plastic collar	mm ²	0.2 ... 2.5	
Stripping length	mm	10	
Screwdriver blade according to norm	mm	0.6 x 3.5 DIN 5264	
Tightening torque range	Nm		
Rated current at ambient temperature			
		20 °C	40 °C
	A	18	16
Overvoltage category			
		III	III II
Pollution severity			
		3	2 2
Rated voltage	V	250	320 400
Rated impulse voltage	kV	4	4 4
UL 1059 rated data – E60693			
		B	C D
Rated voltage	V	300	300
Rated current	A	10	10
AWG conductor		26–12	
CSA C22.2 rated data – LR12400			
		B	B C D
Rated voltage	V	300	300
Rated current	A	10	10
AWG conductor		26–12	
Material data			
Type of insulating material		PBT	
Flammability class		V-0	
Contact base material		Cu alloy	
Material of contact surface		tinned	
Information			

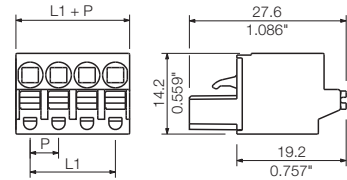
- Additional colours on request
- Gold-plated contact surfaces on request
- Rated current related to rated cross-section and min. No. of poles.
- Wire end ferrule without plastic collar to DIN 46228 pt1
- Wire end ferrule with plastic collar to DIN 46228 pt4
- P on drg. = pitch
- Rated data refer only to the component itself. Clearance and creepage distances to other components are to be designed in accordance with the relevant application standards.

Derating curve



BLF 5.08/180
BLF 5.00/180

without flange

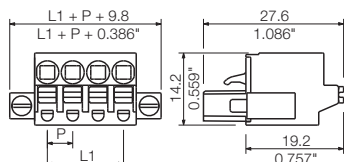


Ordering data

Solder pin length		Colour		orange	black
Pitch 5.08 mm					
Poles	L1 mm	(inch)	Qty.	Order No.	Order No.
2	5.08	(0.200)	180	1013680000	1013430000
3	10.16	(0.400)	120	1013690000	1013440000
4	15.24	(0.600)	90	1013710000	1013450000
5	20.32	(0.800)	72	1013720000	1013460000
6	25.40	(1.000)	60	1013730000	1013470000
7	30.48	(1.200)	48	1013740000	1013480000
8	35.56	(1.400)	42	1013750000	1013490000
9	40.64	(1.600)	36	1013760000	1013510000
10	45.72	(1.800)	36	1013770000	1013520000
11	50.80	(2.000)	30	1013780000	1013530000
12	55.88	(2.200)	30	1013790000	1013540000
13	60.96	(2.400)	24	1013810000	1013550000
14	66.04	(2.600)	24	1013820000	1013560000
15	71.12	(2.800)	24	1013830000	1013570000
16	76.20	(3.000)	18	1013840000	1013580000
17	81.28	(3.200)	18	1013850000	1013590000
18	86.36	(3.400)	18	1013860000	1013610000
19	91.44	(3.600)	18	1013870000	1013620000
20	96.52	(3.800)	18	1013880000	1013630000
21	101.60	(4.000)	12	1013890000	1013640000
22	106.68	(4.200)	12	1013910000	1013650000
23	111.76	(4.400)	12	1013920000	1013660000
24	116.84	(4.600)	12	1013930000	1013670000
Pitch 5.00 mm					
Poles	L1 mm	(inch)	Qty.	Order No.	Order No.
2	5.00	(0.197)	180	1017860000	1017670000
3	10.00	(0.394)	120	1017870000	1017680000
4	15.00	(0.591)	90	1017880000	1017690000
5	20.00	(0.787)	72	1017890000	1017710000
6	25.00	(0.984)	60	1017910000	1017720000
7	30.00	(1.181)	48	1017920000	1017730000
8	35.00	(1.378)	42	1017930000	1017740000
9	40.00	(1.575)	36	1017950000	1017750000
10	45.00	(1.772)	36	1017960000	1017760000
11	50.00	(1.969)	30	1017970000	1017770000
12	55.00	(2.165)	30	1017980000	1017780000
13	60.00	(2.362)	24	1017990000	1017790000
14	65.00	(2.559)	24	1018010000	1017810000
15	70.00	(2.756)	24	1018020000	1017820000
16	75.00	(2.953)	18	1018030000	1017830000
17	80.00	(3.150)	18	1018040000	1017840000
18	85.00	(3.346)	18	1018050000	1017850000

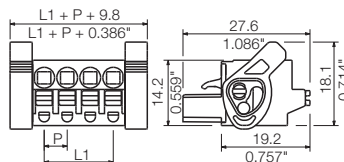
BLF 5.08/180F
BLF 5.00/180F

with flange



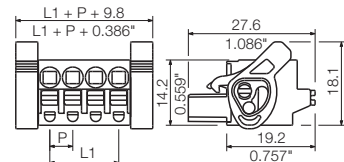
BLF 5.08/180LH
BLF 5.00/180LH

with release lever



BLF 5.08/180LR
BLF 5.00/180LR

with release bar



Ordering data

Solder pin length		Colour			
		orange	black		
Pitch 5.08 mm					
Poles	L1 mm	(inch)	Qty.	Order No.	Order No.
2	5.08	(0.200)	90	1013070000	1012640000
3	10.16	(0.400)	72	1013090000	1012650000
4	15.24	(0.600)	60	1013110000	1012660000
5	20.32	(0.800)	48	1013120000	1012670000
6	25.40	(1.000)	42	1013130000	1012680000
7	30.48	(1.200)	36	1013140000	1012690000
8	35.56	(1.400)	36	1013150000	1012710000
9	40.64	(1.600)	30	1013160000	1012720000
10	45.72	(1.800)	30	1013170000	1012730000
11	50.80	(2.000)	24	1013180000	1012740000
12	55.88	(2.200)	24	1013190000	1012750000
13	60.96	(2.400)	24	1013210000	1012940000
14	66.04	(2.600)	18	1013220000	1012950000
15	71.12	(2.800)	18	1013230000	1012960000
16	76.20	(3.000)	18	1013240000	1012970000
17	81.28	(3.200)	18	1013250000	1012980000
18	86.36	(3.400)	18	1013260000	1012990000
19	91.44	(3.600)	12	1013270000	1013010000
20	96.52	(3.800)	12	1013280000	1013020000
21	101.60	(4.000)	12	1013290000	1013030000
22	106.68	(4.200)	12	1013310000	1013040000
23	111.76	(4.400)	12	1013320000	1013050000
24	116.84	(4.600)	12	1013330000	1013060000

Solder pin length		Colour			
		orange	black		
Pitch 5.00 mm					
Poles	L1 mm	(inch)	Qty.	Order No.	Order No.
2	5.00	(0.197)	90	1017420000	1017240000
3	10.00	(0.394)	72	1017430000	1017250000
4	15.00	(0.591)	60	1017440000	1017260000
5	20.00	(0.787)	48	1017450000	1017270000
6	25.00	(0.984)	42	1017470000	1017280000
7	30.00	(1.181)	36	1017480000	1017290000
8	35.00	(1.378)	36	1017490000	1017310000
9	40.00	(1.575)	30	1017510000	1017320000
10	45.00	(1.772)	30	1017520000	1017330000
11	50.00	(1.969)	24	1017530000	1017340000
12	55.00	(2.165)	24	1017540000	1017350000
13	60.00	(2.362)	24	1017550000	1017360000
14	65.00	(2.559)	18	1017570000	1017370000
15	70.00	(2.756)	18	1017590000	1017380000
16	75.00	(2.953)	18	1017600000	1017390000
17	80.00	(3.150)	18	1017610000	1017400000
18	85.00	(3.346)	18	1017620000	1017410000

Ordering data

Solder pin length		Colour			
		orange	black		
Pitch 5.08 mm					
Poles	L1 mm	(inch)	Qty.	Order No.	Order No.
2	5.08	(0.200)	90	1014980000	1014730000
3	10.16	(0.400)	72	1014990000	1014740000
4	15.24	(0.600)	60	1015010000	1014750000
5	20.32	(0.800)	48	1015020000	1014760000
6	25.40	(1.000)	42	1015030000	1014770000
7	30.48	(1.200)	36	1015040000	1014780000
8	35.56	(1.400)	36	1015050000	1014790000
9	40.64	(1.600)	30	1015060000	1014810000
10	45.72	(1.800)	30	1015070000	1014820000
11	50.80	(2.000)	24	1015080000	1014830000
12	55.88	(2.200)	24	1015090000	1014840000
13	60.96	(2.400)	24	1015100000	1014850000
14	66.04	(2.600)	18	1015110000	1014860000
15	71.12	(2.800)	18	1015120000	1014870000
16	76.20	(3.000)	18	1015130000	1014880000
17	81.28	(3.200)	18	1015140000	1014890000
18	86.36	(3.400)	18	1015150000	1014900000
19	91.44	(3.600)	12	1015160000	1014910000
20	96.52	(3.800)	12	1015170000	1014920000
21	101.60	(4.000)	12	1015180000	1014930000
22	106.68	(4.200)	12	1015190000	1014940000
23	111.76	(4.400)	12	1015200000	1014960000
24	116.84	(4.600)	12	1015210000	1014970000

Solder pin length		Colour			
		orange	black		
Pitch 5.00 mm					
Poles	L1 mm	(inch)	Qty.	Order No.	Order No.
2	5.00	(0.197)	90	1015720000	1015530000
3	10.00	(0.394)	72	1015730000	1015540000
4	15.00	(0.591)	60	1015740000	1015550000
5	20.00	(0.787)	48	1015750000	1015570000
6	25.00	(0.984)	42	1015770000	1015580000
7	30.00	(1.181)	36	1015780000	1015590000
8	35.00	(1.378)	36	1015790000	1015600000
9	40.00	(1.575)	30	1015810000	1015610000
10	45.00	(1.772)	30	1015820000	1015620000
11	50.00	(1.969)	24	1015830000	1015630000
12	55.00	(2.165)	24	1015840000	1015640000
13	60.00	(2.362)	24	1015850000	1015650000
14	65.00	(2.559)	18	1015880000	1015670000
15	70.00	(2.756)	18	1015890000	1015680000
16	75.00	(2.953)	18	1015910000	1015690000
17	80.00	(3.150)	18	1015920000	1015700000
18	85.00	(3.346)	18	1015930000	1015710000

Ordering data

Solder pin length		Colour			
		orange	black		
Pitch 5.08 mm					
Poles	L1 mm	(inch)	Qty.	Order No.	Order No.
2	5.08	(0.200)	90	1014370000	1014120000
3	10.16	(0.400)	72	1014380000	1014130000
4	15.24	(0.600)	60	1014390000	1014140000
5	20.32	(0.800)	48	1014410000	1014150000
6	25.40	(1.000)	42	1014420000	1014160000
7	30.48	(1.200)	36	1014430000	1014170000
8	35.56	(1.400)	36	1014440000	1014180000
9	40.64	(1.600)	30	1014450000	1014190000
10	45.72	(1.800)	30	1014460000	1014210000
11	50.80	(2.000)	24	1014470000	1014220000
12	55.88	(2.200)	24	1014480000	1014230000
13	60.96	(2.400)	24	1014490000	1014240000
14	66.04	(2.600)	18	1014510000	1014250000
15	71.12	(2.800)	18	1014520000	1014260000
16	76.20	(3.000)	18	1014530000	1014270000
17	81.28	(3.200)	18	1014540000	1014280000
18	86.36	(3.400)	18	1014550000	1014290000
19	91.44	(3.600)	12	1014560000	1014310000
20	96.52	(3.800)	12	1014570000	1014320000
21	101.60	(4.000)	12	1014580000	1014330000
22	106.68	(4.200)	12	1014590000	1014340000
23	111.76	(4.400)	12	1014610000	1014350000
24	116.84	(4.600)	12	1014620000	1014360000

Solder pin length		Colour			
		orange	black		
Pitch 5.00 mm					
Poles	L1 mm	(inch)	Qty.	Order No.	Order No.
2	5.00	(0.197)	90	1016340000	1016140000
3	10.00	(0.394)	72	1016350000	1016150000
4	15.00	(0.591)	60	1016360000	1016170000
5	20.00	(0.787)	48	1016370000	1016180000
6	25.00	(0.984)	42	1016380000	1016190000
7	30.00	(1.181)	36	1016390000	1016210000
8	35.00	(1.378)	36	1016410000	1016220000
9	40.00	(1.575)	30	1016420000	1016230000
10	45.00	(1.772)	30	1016430000	1016240000
11	50.00	(1.969)	24	1016440000	1016250000
12	55.00	(2.165)	24	1016450000	1016260000
13	60.00	(2.362)	24	1016460000	1016270000
14	65.00	(2.559)	18	1016470000	1016280000
15	70.00	(2.756)	18	1016480000	1016290000
16	75.00	(2.953)	18	1016490000	1016310000
17	80.00	(3.150)	18	1016510000	1016320000
18	85.00	(3.346)	18	1016520000	1016330000

BLF and BLDF 5.0x

BLF 5.08/90 BLF 5.00/90



Socket connectors with time-saving Push In connection technology, covering a clamping range of 0.2 to 2.5 mm even with wire end ferrule, and an upside angled wire outlet direction (90°). Rounded moulding shapes and enlarged actuation buttons ensure good grip and userfriendly handling of the plug. In addition, the new family of plug-in connectors covers the entire range of mounting options for male connectors, from the standard screw flange to the unique lock-and-release lever. The integrated test point enables fast diagnosis.

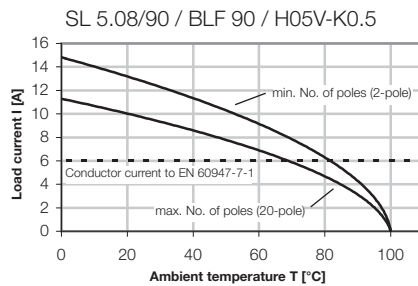
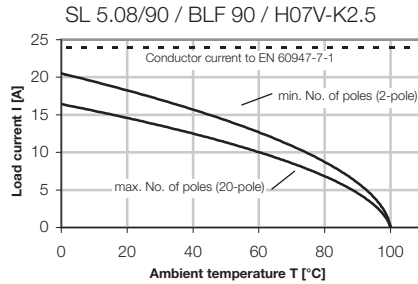
- 0,2-2,5 mm² (IEC) / 26-12 AWG (UL)
- 400 V (IEC) / 300 V (UL)
- 18 A (IEC) / 15 A (UL)

Technical data

Rated data to IEC 60664-1 / IEC 61984			
Clamping range, max.	mm ²	0.13 ... 3.31	
Solid H05(07) V-U	mm ²	0.2 ... 2.5	
Stranded H07 V-R	mm ²		
Flexible H05(07) V-K	mm ²	0.2 ... 2.5	
Flexible with ferrule	mm ²	0.2 ... 2.5	
Ferrule with plastic collar	mm ²	0.2 ... 2.5	
Stripping length	mm	10	
Screwdriver blade according to norm	mm	0.6 x 3.5	DIN 5264
Tightening torque range	Nm		
Rated current at ambient temperature			
		20 °C	40 °C
	A	18	16
Overvoltage category			
		III	III II
Pollution severity			
		3	2 2
Rated voltage	V	250	320 400
Rated impulse voltage	kV	4	4 4
UL 1059 rated data – E60693			
		B	C D
Rated voltage	V	300	300
Rated current	A	10	10
AWG conductor			26-12
CSA C22.2 rated data – LR12400			
		B	B C D
Rated voltage	V	300	300
Rated current	A	10	10
AWG conductor			26-12
Material data			
Type of insulating material		PBT	
Flammability class		V-0	
Contact base material		Cu alloy	
Material of contact surface		tinned	
Information			

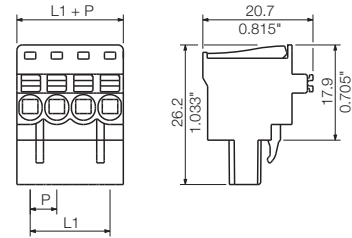
- Additional colours on request
- Gold-plated contact surfaces on request
- Rated current related to rated cross-section and min. No. of poles.
- Wire end ferrule without plastic collar to DIN 46228 pt1
- Wire end ferrule with plastic collar to DIN 46228 pt4
- P on drg. = pitch
- Rated data refer only to the component itself. Clearance and creepage distances to other components are to be designed in accordance with the relevant application standards.

Derating curve



BLF 5.08/90 BLF 5.00/90

without flange



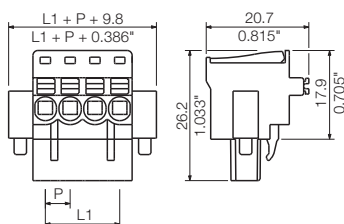
Ordering data

Solder pin length		Colour		orange	black
Pitch 5.08 mm					
Poles	L1 mm	(inch)	Qty.	Order No.	Order No.
2	5.08	(0.200)	180	1001530000	1000030001
3	10.16	(0.400)	120	1001540000	1000040001
4	15.24	(0.600)	90	1001550000	1000050001
5	20.32	(0.800)	72	1001560000	1000060001
6	25.40	(1.000)	60	1001570000	1000070001
7	30.48	(1.200)	48	1001580000	1000080001
8	35.56	(1.400)	42	1001590000	1000090001
9	40.64	(1.600)	36	1001600000	1000100001
10	45.72	(1.800)	36	1001620000	1000110001
11	50.80	(2.000)	30	1001630000	1000120001
12	55.88	(2.200)	30	1001640000	1000130001
13	60.96	(2.400)	24	1001640000	1000140001
14	66.04	(2.600)	24	1001650000	1000150001
15	71.12	(2.800)	24	1001660000	1000160001
16	76.20	(3.000)	18	1001670000	1000170001
17	81.28	(3.200)	18	1001680000	1000180001
18	86.36	(3.400)	18	1001690000	1000190001
19	91.44	(3.600)	18	1001700000	1000200001
20	96.52	(3.800)	18	1001710000	1000210001

Pitch 5.00 mm					
Poles	L1 mm	(inch)	Qty.	Order No.	Order No.
2	5.00	(0.197)	180	1980170000	1979270000
3	10.00	(0.394)	120	1980180000	1979280000
4	15.00	(0.591)	90	1980190000	1979290000
5	20.00	(0.787)	72	1980200000	1979300000
6	25.00	(0.984)	60	1980210000	1979310000
7	30.00	(1.181)	48	1980220000	1979320000
8	35.00	(1.378)	42	1980230000	1979330000
9	40.00	(1.575)	36	1980240000	1979340000
10	45.00	(1.772)	36	1980250000	1979350000
11	50.00	(1.969)	30	1980260000	1979360000
12	55.00	(2.165)	30	1980270000	1979370000
13	60.00	(2.362)	24	1980280000	1979380000
14	65.00	(2.559)	24	1980290000	1979390000
15	70.00	(2.756)	24	1980300000	1979400000
16	75.00	(2.953)	18	1980310000	1979410000
17	80.00	(3.150)	18	1980320000	1979420000
18	85.00	(3.346)	18	1980330000	1979430000
19	90.00	(3.543)	18	1980340000	1979440000
20	95.00	(3.740)	18	1980360000	1979450000

BLF 5.08/90F
BLF 5.00/90F

with flange



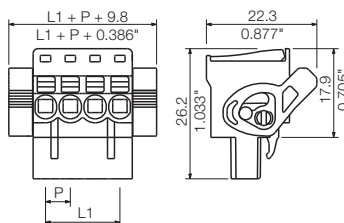
Ordering data

Solder pin length		Colour			
		orange	black		
Pitch 5.08 mm					
Poles	L1 mm (inch)	Qty.	Order No.	Order No.	
2	5.08 (0.200)	90	1002090000	1000220001	
3	10.16 (0.400)	72	1002100000	1000230001	
4	15.24 (0.600)	60	1002110000	1000240001	
5	20.32 (0.800)	48	1002120000	1000250001	
6	25.40 (1.000)	42	1002130000	1000260001	
7	30.48 (1.200)	36	1002140000	1000270001	
8	35.56 (1.400)	36	1002150000	1000280001	
9	40.64 (1.600)	30	1002160000	1000290001	
10	45.72 (1.800)	30	1002170000	1000300001	
11	50.80 (2.000)	24	1002180000	1000310001	
12	55.88 (2.200)	24	1002190000	1000320001	
13	60.96 (2.400)	24	1002200000	1000330001	
14	66.04 (2.600)	18	1002210000	1000340001	
15	71.12 (2.800)	18	1002220000	1000350001	
16	76.20 (3.000)	18	1002230000	1000360001	
17	81.28 (3.200)	18	1002240000	1000370001	
18	86.36 (3.400)	18	1002250000	1000380001	
19	91.44 (3.600)	12	1002260000	1000390001	
20	96.52 (3.800)	12	1002270000	1000400001	

Solder pin length		Colour			
		orange	black		
Pitch 5.00 mm					
Poles	L1 mm (inch)	Qty.	Order No.	Order No.	
2	5.00 (0.197)	90	1980640000	1979460000	
3	10.00 (0.394)	72	1980650000	1979470000	
4	15.00 (0.591)	60	1980660000	1979480000	
5	20.00 (0.787)	48	1980670000	1979490000	
6	25.00 (0.984)	42	1980680000	1979500000	
7	30.00 (1.181)	36	1980690000	1979510000	
8	35.00 (1.378)	36	1980700000	1979520000	
9	40.00 (1.575)	30	1980710000	1979530000	
10	45.00 (1.772)	30	1980720000	1979540000	
11	50.00 (1.969)	24	1980730000	1979550000	
12	55.00 (2.165)	24	1980740000	1979560000	
13	60.00 (2.362)	24	1980750000	1979570000	
14	65.00 (2.559)	18	1980760000	1979580000	
15	70.00 (2.756)	18	1980780000	1979590000	
16	75.00 (2.953)	18	1980790000	1979600000	
17	80.00 (3.150)	18	1980800000	1979610000	
18	85.00 (3.346)	18	1980810000	1979620000	
19	90.00 (3.543)	12	1980820000	1979630000	
20	95.00 (3.740)	12	1980840000	1979640000	

BLF 5.08/90LH
BLF 5.00/90LH

with release lever



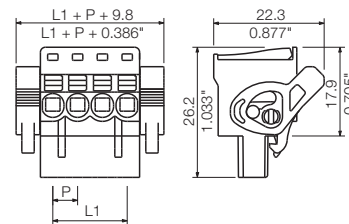
Ordering data

Solder pin length		Colour			
		orange	black		
Pitch 5.08 mm					
Poles	L1 mm (inch)	Qty.	Order No.	Order No.	
2	5.08 (0.200)	90	1002480000	1000640001	
3	10.16 (0.400)	72	1002490000	1000650001	
4	15.24 (0.600)	60	1002500000	1000660001	
5	20.32 (0.800)	48	1002510000	1000670001	
6	25.40 (1.000)	42	1002520000	1000680001	
7	30.48 (1.200)	36	1002530000	1000690001	
8	35.56 (1.400)	36	1002540000	1000700001	
9	40.64 (1.600)	30	1002550000	1000710001	
10	45.72 (1.800)	30	1002560000	1000720001	
11	50.80 (2.000)	24	1002570000	1000730001	
12	55.88 (2.200)	24	1002580000	1000740001	
13	60.96 (2.400)	24	1002590000	1000750001	
14	66.04 (2.600)	18	1002600000	1000760001	
15	71.12 (2.800)	18	1002610000	1000770001	
16	76.20 (3.000)	18	1002620000	1000780001	
17	81.28 (3.200)	18	1002630000	1000790001	
18	86.36 (3.400)	18	1002640000	1000800001	
19	91.44 (3.600)	12	1002650000	1000810001	
20	96.52 (3.800)	12	1002660000	1000820001	

Solder pin length		Colour			
		orange	black		
Pitch 5.00 mm					
Poles	L1 mm (inch)	Qty.	Order No.	Order No.	
2	5.00 (0.197)	90	1981370000	1979980000	
3	10.00 (0.394)	72	1981380000	1979990000	
4	15.00 (0.591)	60	1981390000	1980000000	
5	20.00 (0.787)	48	1981400000	1980010000	
6	25.00 (0.984)	42	1981410000	1980020000	
7	30.00 (1.181)	36	1981420000	1980030000	
8	35.00 (1.378)	36	1981430000	1980040000	
9	40.00 (1.575)	30	1981440000	1980050000	
10	45.00 (1.772)	30	1981450000	1980060000	
11	50.00 (1.969)	24	1981460000	1980070000	
12	55.00 (2.165)	24	1981470000	1980080000	
13	60.00 (2.362)	24	1981480000	1980090000	
14	65.00 (2.559)	18	1981490000	1980100000	
15	70.00 (2.756)	18	1981500000	1980110000	
16	75.00 (2.953)	18	1981510000	1980120000	
17	80.00 (3.150)	18	1981520000	1980130000	
18	85.00 (3.346)	18	1981530000	1980140000	
19	90.00 (3.543)	12	1981540000	1980150000	
20	95.00 (3.740)	12	1981550000	1980160000	

BLF 5.08/90LR
BLF 5.00/90LR

with release bar



Ordering data

Solder pin length		Colour			
		orange	black		
Pitch 5.08 mm					
Poles	L1 mm (inch)	Qty.	Order No.	Order No.	
2	5.08 (0.200)	90	1002280000	1000410001	
3	10.16 (0.400)	72	1002290000	1000420001	
4	15.24 (0.600)	60	1002300000	1000430001	
5	20.32 (0.800)	48	1002310000	1000440001	
6	25.40 (1.000)	42	1002320000	1000450001	
7	30.48 (1.200)	36	1002330000	1000460001	
8	35.56 (1.400)	36	1002340000	1000470001	
9	40.64 (1.600)	30	1002350000	1000480001	
10	45.72 (1.800)	30	1002360000	1000490001	
11	50.80 (2.000)	24	1002370000	1000500001	
12	55.88 (2.200)	24	1002380000	1000510001	
13	60.96 (2.400)	24	1002390000	1000520001	
14	66.04 (2.600)	18	1002400000	1000530001	
15	71.12 (2.800)	18	1002410000	1000540001	
16	76.20 (3.000)	18	1002420000	1000550001	
17	81.28 (3.200)	18	1002430000	1000560001	
18	86.36 (3.400)	18	1002440000	1000570001	
19	91.44 (3.600)	12	1002450000	1000580001	
20	96.52 (3.800)	12	1002460000	1000590001	

Solder pin length		Colour			
		orange	black		
Pitch 5.00 mm					
Poles	L1 mm (inch)	Qty.	Order No.	Order No.	
2	5.00 (0.197)	90	1980870000	1979790000	
3	10.00 (0.394)	72	1980880000	1979800000	
4	15.00 (0.591)	60	1980890000	1979810000	
5	20.00 (0.787)	48	1980900000	1979820000	
6	25.00 (0.984)	42	1980910000	1979830000	
7	30.00 (1.181)	36	1980920000	1979840000	
8	35.00 (1.378)	36	1980930000	1979850000	
9	40.00 (1.575)	30	1980940000	1979860000	
10	45.00 (1.772)	30	1980950000	1979870000	
11	50.00 (1.969)	24	1980960000	1979880000	
12	55.00 (2.165)	24	1980970000	1979890000	
13	60.00 (2.362)	24	1980980000	1979900000	
14	65.00 (2.559)	18	1980990000	1979910000	
15	70.00 (2.756)	18	1981000000	1979920000	
16	75.00 (2.953)	18	1981010000	1979930000	
17	80.00 (3.150)	18	1981020000	1979940000	
18	85.00 (3.346)	18	1981030000	1979950000	
19	90.00 (3.543)	12	1981040000	1979960000	
20	95.00 (3.740)	12	1981050000	1979970000	

BLF 5.08/270



Socket connectors with time-saving Push In connection technology, covering a clamping range of 0.2 to 2.5 mm even with wire end ferrule, and a bottomsided angled wire outlet direction (270°). Rounded moulding shapes and enlarged actuation buttons ensure good grip and userfriendly handling of the plug. In addition, the new family of plug-in connectors covers the entire range of mounting options for male connectors, from the standard screw flange to the unique lock-and-release lever. The integrated test point enables fast diagnosis.

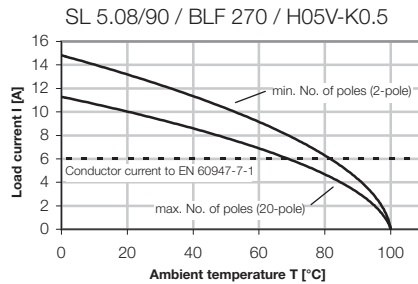
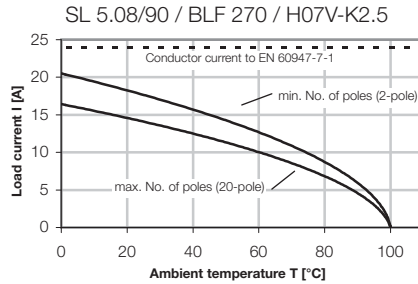
- 0,2-2,5 mm² (IEC) / 26-12 AWG (UL)
- 400 V (IEC) / 300 V (UL)
- 18 A (IEC) / 15 A (UL)

Technical data

Rated data to IEC 60664-1 / IEC 61984			
Clamping range, max.	mm²	0.13 ... 3.31	
Solid H05(07) V-U	mm²	0.2 ... 2.5	
Stranded H07 V-R	mm²	0.2 ... 2.5	
Flexible H05(07) V-K	mm²	0.2 ... 2.5	
Flexible with ferrule	mm²	0.2 ... 2.5	
Ferrule with plastic collar	mm²	0.2 ... 2.5	
Stripping length	mm	10	
Screwdriver blade according to norm	mm	0.6 x 3.5	
Tightening torque range	Nm	DIN 5264	
Rated current at ambient temperature			
	A	20 °C	40 °C
		18	16
Overvoltage category			
		III	III II
Pollution severity			
		3	2 2
Rated voltage	V	250	320 400
Rated impulse voltage	kV	4	4 4
UL 1059 rated data – E60693			
Rated voltage	V	300	300
Rated current	A	10	10
AWG conductor		26–12	
@ CSA C22.2 rated data – LR12400			
Rated voltage	V	300	300
Rated current	A	10	10
AWG conductor		26–12	
Material data			
Type of insulating material		PBT	
Flammability class		V-0	
Contact base material		Cu alloy	
Material of contact surface		tinned	
Information			

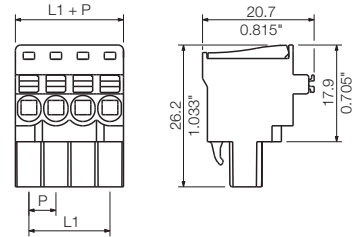
- Additional colours on request
- Gold-plated contact surfaces on request
- Rated current related to rated cross-section and min. No. of poles.
- Wire end ferrule without plastic collar to DIN 46228 pt1
- Wire end ferrule with plastic collar to DIN 46228 pt4
- P on drg. = pitch
- Rated data refer only to the component itself. Clearance and creepage distances to other components are to be designed in accordance with the relevant application standards.

Derating curve



BLF 5.08/270

without flange

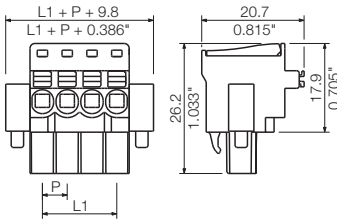


Ordering data

Solder pin length		Colour		orange	black
Pitch 5.08 mm					
Poles	L1 mm	(inch)	Qty.	Order No.	Order No.
2	5.08	(0.200)	180	1982700000	1981930000
3	10.16	(0.400)	120	1982710000	1981940000
4	15.24	(0.600)	90	1982720000	1981950000
5	20.32	(0.800)	72	1982730000	1981960000
6	25.40	(1.000)	60	1982740000	1981970000
7	30.48	(1.200)	48	1982750000	1981980000
8	35.56	(1.400)	42	1982760000	1981990000
9	40.64	(1.600)	36	1982770000	1982000000
10	45.72	(1.800)	36	1982780000	1982010000
11	50.80	(2.000)	30	1982790000	1982020000
12	55.88	(2.200)	30	1982800000	1982030000
13	60.96	(2.400)	24	1982810000	1982040000
14	66.04	(2.600)	24	1982820000	1982050000
15	71.12	(2.800)	24	1982830000	1982060000
16	76.20	(3.000)	18	1982840000	1982070000
17	81.28	(3.200)	18	1982850000	1982080000
18	86.36	(3.400)	18	1982860000	1982090000
19	91.44	(3.600)	18	1982870000	1982100000
20	96.52	(3.800)	18	1982880000	1982110000

BLF 5.08/270F

with flange

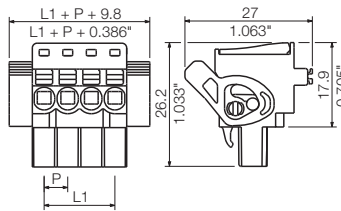


Ordering data

Solder pin length						
Colour						
Pitch 5.08 mm						
Poles	L1 mm	(inch)	Qty.	Order No.	Order No.	
2	5.08	(0.200)	90	1982890000	1982120000	
3	10.16	(0.400)	72	1982900000	1982130000	
4	15.24	(0.600)	60	1982910000	1982140000	
5	20.32	(0.800)	48	1982920000	1982150000	
6	25.40	(1.000)	42	1982930000	1982160000	
7	30.48	(1.200)	36	1982940000	1982170000	
8	35.56	(1.400)	36	1982950000	1982180000	
9	40.64	(1.600)	30	1982960000	1982190000	
10	45.72	(1.800)	30	1982970000	1982200000	
11	50.80	(2.000)	24	1982980000	1982210000	
12	55.88	(2.200)	24	1982990000	1982220000	
13	60.96	(2.400)	24	1983000000	1982230000	
14	66.04	(2.600)	18	1983010000	1982240000	
15	71.12	(2.800)	18	1983020000	1982250000	
16	76.20	(3.000)	18	1983030000	1982260000	
17	81.28	(3.200)	18	1983040000	1982270000	
18	86.36	(3.400)	18	1983050000	1982280000	
19	91.44	(3.600)	12	1983060000	1982290000	
20	96.52	(3.800)	12	1983070000	1982300000	

BLF 5.08/270LH

with release lever

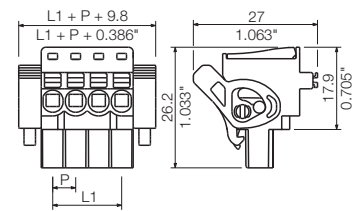


Ordering data

Solder pin length						
Colour						
Pitch 5.08 mm						
Poles	L1 mm	(inch)	Qty.	Order No.	Order No.	
2	5.08	(0.200)	90	1983270000	1982500000	
3	10.16	(0.400)	72	1983280000	1982510000	
4	15.24	(0.600)	60	1983290000	1982520000	
5	20.32	(0.800)	48	1983300000	1982530000	
6	25.40	(1.000)	42	1983310000	1982540000	
7	30.48	(1.200)	36	1983320000	1982560000	
8	35.56	(1.400)	36	1983330000	1982570000	
9	40.64	(1.600)	30	1983340000	1982580000	
10	45.72	(1.800)	30	1983350000	1982590000	
11	50.80	(2.000)	24	1983360000	1982600000	
12	55.88	(2.200)	24	1983370000	1982610000	
13	60.96	(2.400)	24	1983380000	1982620000	
14	66.04	(2.600)	18	1983390000	1982630000	
15	71.12	(2.800)	18	1983400000	1982640000	
16	76.20	(3.000)	18	1983410000	1982650000	
17	81.28	(3.200)	18	1983420000	1982660000	
18	86.36	(3.400)	18	1983430000	1982670000	
19	91.44	(3.600)	12	1983440000	1982680000	
20	96.52	(3.800)	12	1983450000	1982690000	

BLF 5.08/270LR

with release bar

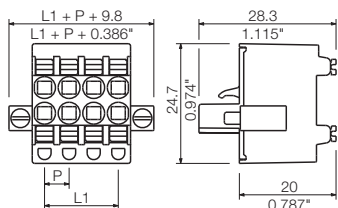


Ordering data

Solder pin length						
Colour						
Pitch 5.08 mm						
Poles	L1 mm	(inch)	Qty.	Order No.	Order No.	
2	5.08	(0.200)	90	1983080000	1982310000	
3	10.16	(0.400)	72	1983090000	1982320000	
4	15.24	(0.600)	60	1983100000	1982330000	
5	20.32	(0.800)	48	1983110000	1982340000	
6	25.40	(1.000)	42	1983120000	1982350000	
7	30.48	(1.200)	36	1983130000	1982360000	
8	35.56	(1.400)	36	1983140000	1982370000	
9	40.64	(1.600)	30	1983150000	1982380000	
10	45.72	(1.800)	30	1983160000	1982390000	
11	50.80	(2.000)	24	1983170000	1982400000	
12	55.88	(2.200)	24	1983180000	1982410000	
13	60.96	(2.400)	24	1983190000	1982420000	
14	66.04	(2.600)	18	1983200000	1982430000	
15	71.12	(2.800)	18	1983210000	1982440000	
16	76.20	(3.000)	18	1983220000	1982450000	
17	81.28	(3.200)	18	1983230000	1982460000	
18	86.36	(3.400)	18	1983240000	1982470000	
19	91.44	(3.600)	12	1983250000	1982480000	
20	96.52	(3.800)	12	1983260000	1982490000	

BLDF 5.08/180F

with flange

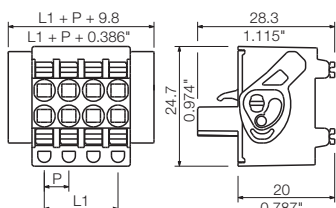


Ordering data

Solder pin length		orange		black	
Pitch 5.08 mm					
Poles	L1 mm	(inch)	Qty.	Order No.	Order No.
2	5.08	(0.200)	90	1001220000	1000930000
3	10.16	(0.400)	72	1012060000	1000950000
4	15.24	(0.600)	60	1059420000	1000960000
5	20.32	(0.800)	48	1065080000	1000970000
6	25.40	(1.000)	42	1065090000	1000980000
7	30.48	(1.200)	36	1065110000	1000990000
8	35.56	(1.400)	36	1065120000	1001000000

BLDF 5.08/180LH

with release lever

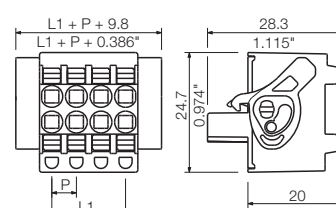


Ordering data

Solder pin length		orange		black	
Pitch 5.08 mm					
Poles	L1 mm	(inch)	Qty.	Order No.	Order No.
2	5.08	(0.200)	90	1065210000	1001080000
3	10.16	(0.400)	72	1065220000	1001090000
4	15.24	(0.600)	60	1065230000	1001100000
5	20.32	(0.800)	48	1065240000	1001110000
6	25.40	(1.000)	42	1065250000	1001120000
7	30.48	(1.200)	36	1065260000	1001130000
8	35.56	(1.400)	36	1065270000	1001140000

BLDF 5.08/180LR

with release bar



Ordering data

Solder pin length		orange		black	
Pitch 5.08 mm					
Poles	L1 mm	(inch)	Qty.	Order No.	Order No.
2	5.08	(0.200)	90	1065130000	1001010000
3	10.16	(0.400)	72	1065140000	1001020000
4	15.24	(0.600)	60	1065150000	1001030000
5	20.32	(0.800)	48	1065160000	1001040000
6	25.40	(1.000)	42	1065170000	1001050000
7	30.48	(1.200)	36	1065180000	1001060000
8	35.56	(1.400)	36	1065190000	1001070000

Accessories

Ferrules according to DIN 46228 part 4



Type	Order No.
H0.5/14S (white)	9004590000
H1.0/14S (red)	9018560000
H1.5/14S (black)	9025240000
H2.5/14S (blue)	1333100000

Possible colors



Coding



Marking strips



Screwdriver

Order No. 9008390000



Crimping tool PZ 6/5

Order No. 9011460000



For detailed information, please refer to our main catalogue, editions 2 and 6 (tools)

LH release lever
LR release bar

In confined space it is often difficult to gain access to and grab the plug-in connectors. In order to be able to separate male and female connectors easily, Weidmüller has developed special connectors with a release lever. The release lever has to be braced against a surface in order to operate properly. This is achieved by using male connectors with a fixed angle, or devices with a suitably designed front panel. The lever can be operated either by hand or with a screwdriver.

plugged in



released



In addition to its release function, the release bar, in combination with the angle versions of the SL-SMT male connectors, also has a „locking“ function. After the connector has been plugged in, the release bar is locked. Releasing this enables the plug-in connector to be easily separated again. The lever can be operated either by hand or with a screwdriver.

locked



released



PUSH IN connection technology

PUSH IN connection technology reduces the wiring effort especially for solid wires and wires with ferrule to a minimum. These connectors are self-explanatory and enable tool-less handling. The contact element made of stainless steel ensures a vibration proofed, maintenance free wire termination. The established principle „STEEL FOR THE FORCE, COPPER FOR THE CURRENT“ by Weidmüller offers both, maximum conductor clamping forces, as well as minimum power loss at the same time.







The 2-in-1 contact

Every pluggable connector covers two contact points and thus must meet two different requirements: First, the wire termination and second, the connection between plug and pin header. Referring to the 5.0x pitch series, Weidmüller offers different wire connection technologies, but one platform contact for the male / female connection since years. This well-designed hybride platform contact ensures a constant quality on a very high level. Hybride means, that we combine metal material featuring different characteristics by welding, in order to divide the contact system into different function zones: Further to the high electric conductance, the current bar is characterized by its hardness, and the tulip contact by its excellent tension properties. The advantage: each function is supported by the most suitable material to reliably and constantly meet the different electrical and mechanical requirements. To put it in a nutshell: Instead of either ... or, it's even both - perfect for the current, and perfect for the force.




































Product type	
SL-SMT 5.0X* /90	 SL-SMT 5.0X* /180 
SL-SMT 5.0X* /90G	 SL-SMT 5.0X* /180G 
SL-SMT 5.0X* /90F	 SL-SMT 5.0X* /180F 
SL-SMT 5.0X* /90LF	 SL-SMT 5.0X* /180LF 
SL-SMT 5.08 /270GL	
SL-SMT 5.08 /270GH	
SL-SMT 5.08 /270FL	
SL-SMT 5.08 /270FH	
SL-SMarT 5.08 /90	
SL-SMarT 5.08 /180	
SLDV-THR 5.00 /180G	
SLDV-THR 5.00 /180GLF	
SLDV-THR 5.0X* /180F	
SLDV-THR 5.00 /180FLF	
SL-5.0X* /90	 SL-5.0X* /180 
SL-5.0X* /90B	 SL-5.0X* /180B 
SL-5.0X* /90B (F)	 SL-5.0X* /180B (F) 
SLDF 5.08	
SLS 5.08 /180B	
SLS 5.08 /180B (F)	
SLS 5.08 /180B (FI)	
SLT 5.08B	
SLT 5.08B (F)	
SLZF 5.08 /180B	
SLZF 5.08 /180B (F)	
SLZF 5.08 /180B (FI)	

BLF 5.0X /180	BLF 5.0X /180F	BLF 5.0X /180LH	BLF 5.0X /180LR
			
●			
●			
	●	●	●
	●	●	●
●			
●			
●			
	●	●	●
	●	●	●
●			
●			
●			
	●	●	●
	●	●	●
●			
●			
	●	●	
●			
	●	●	
●			
	●	●	





* 5.0X = Pitch 5.00 and 5.08

BLF and BLDF 5.0x

Product type	BLF 5.0X/90	BLF 5.0X/90F	BLF 5.0X/90LH	BLF 5.0X/90LR
SL-SMT 5.0X* /90 				
SL-SMT 5.0X* /90G 	SL-SMT 5.0X* /180G 			
SL-SMT 5.0X* /90F 	SL-SMT 5.0X* /180F 	●	●	●
SL-SMT 5.0X* /90LF 	SL-SMT 5.0X* /180LF 	●	●	●
SL-SMT 5.08 /270GL 				
SL-SMT 5.08 /270GH 				
SL-SMT 5.08 /270FL 		●	●	●
SL-SMT 5.08 /270FH 		●	●	●
SL-SMaRT 5.08 /90 		●		
SL-SMaRT 5.08 /180 		●		
SLDV-THR 5.00 /180G 		●		
SLDV-THR 5.00 /180GLF 		●		
SLDV-THR 5.0X* /180F 		●	●	●
SLDV-THR 5.00 /180FLF 		●	●	●
SL-5.0X* /90 	SL-5.0X* /180 	●		
SL-5.0X* /90B 	SL-5.0X* /180B 	●		
SL-5.0X* /90B (F) 	SL-5.0X* /180B (F) 		●	●
SLDF 5.08 		●		
SLS 5.08 /180B 		●		
SLS 5.08 /180B (F) 		●	●	
SLS 5.08 /180B (FI) 				
SLT 5.08B 		●		
SLT 5.08B (F) 		●	●	
SLZF 5.08 /180B 		●		
SLZF 5.08 /180B (F) 		●	●	
SLZF 5.08 /180B (FI) 				

* 5.0X = Pitch 5.00 and 5.08

Product type	
SL-SMT 5.0X* /90	 SL-SMT 5.0X* /180 
SL-SMT 5.0X* /90G	 SL-SMT 5.0X* /180G 
SL-SMT 5.0X* /90F	 SL-SMT 5.0X* /180F 
SL-SMT 5.0X* /90LF	 SL-SMT 5.0X* /180LF 
SL-SMT 5.08 /270GL	
SL-SMT 5.08 /270GH	
SL-SMT 5.08 /270FL	
SL-SMT 5.08 /270FH	
SL-SMaRT 5.08 /90	
SL-SMaRT 5.08 /180	
SLDV-THR 5.00 /180G	
SLDV-THR 5.00 /180GLF	
SLDV-THR 5.0X* /180F	
SLDV-THR 5.00 /180FLF	
SL-5.0X* /90	 SL-5.0X* /180 
SL-5.0X* /90B	 SL-5.0X* /180B 
SL-5.0X* /90B (F)	 SL-5.0X* /180B (F) 
SLDF 5.08	
SLS 5.08 /180B	
SLS 5.08 /180B (F)	
SLS 5.08 /180B (FI)	
SLT 5.08B	
SLT 5.08B (F)	
SLZF 5.08 /180B	
SLZF 5.08 /180B (F)	
SLZF 5.08 /180B (FI)	





BLF 5.0X /270	BLF 5.0X /270F	BLF 5.0X /270LH	BLF 5.0X /270LR
			
●			
●			
	●	●	●
	●	●	●
●			
●			
	●	●	●
	●	●	●
●			
●			
●			
●			
	●	●	
●			
●	●	●	
●			
	●	●	

* 5.0X = Pitch 5.00 and 5.08

BLF and BLDF 5.0x

Product type	
SL-SMT 5.0X* /90	 SL-SMT 5.0X* /180 
SL-SMT 5.0X* /90G	 SL-SMT 5.0X* /180G 
SL-SMT 5.0X* /90F	 SL-SMT 5.0X* /180F 
SL-SMT 5.0X* /90LF	 SL-SMT 5.0X* /180LF 
SL-SMT 5.08 /270GL	
SL-SMT 5.08 /270GH	
SL-SMT 5.08 /270FL	
SL-SMT 5.08 /270FH	
SL-SMarT 5.08 /90	
SL-SMarT 5.08 /180	
SLDV-THR 5.00 /180G	
SLDV-THR 5.00 /180GLF	
SLDV-THR 5.0X* /180F	
SLDV-THR 5.00 /180FLF	
SL-5.0X* /90	 SL-5.0X* /180 
SL-5.0X* /90B	 SL-5.0X* /180B 
SL-5.0X* /90B (F)	 SL-5.0X* /180B (F) 
SLDF 5.08	
SLS 5.08 /180B	
SLS 5.08 /180B (F)	
SLS 5.08 /180B (FI)	
SLT 5.08B	
SLT 5.08B (F)	
SLZF 5.08 /180B	
SLZF 5.08 /180B (F)	
SLZF 5.08 /180B (FI)	

* 5.0X = Pitch 5.00 and 5.08

BLDF 5.0X/180	BLDF 5.0X/180F	BLDF 5.0X/180LH	BLDF 5.0X/180LR
			
●			
●			
	●	●	●
	●	●	●
●			
●			
	●	●	●
	●	●	●
●			
●			
●			
●			
	●	●	
	●	●	
●			
●	●	●	
●			
	●	●	