

Silicon Standard Recovery Diode

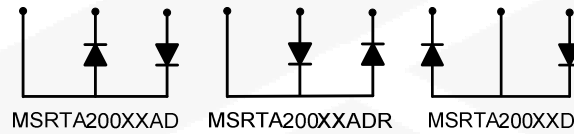
$V_{RRM} = 600\text{ V} - 1000\text{ V}$

$I_{F(AV)} = 200\text{ A}$

Features

- High Surge Capability
- Types from 600 V to 1000 V V_{RRM}
- Isolation Type Package
- Electrically Isolated Base Plate
- Not ESD Sensitive

Heavy Three Tower Package



Maximum ratings, at $T_j = 25\text{ }^\circ\text{C}$, unless otherwise specified

Parameter	Symbol	Conditions	MSRTA20060(A)D	MSRTA20080(A)D	MSRTA200100(A)D	Unit
Repetitive peak reverse voltage	V_{RRM}		600	800	1000	V
DC blocking voltage	V_{DC}		600	800	1000	V
Operating temperature	T_j		-55 to 150	-55 to 150	-55 to 150	$^\circ\text{C}$
Storage temperature	T_{stg}		-55 to 150	-55 to 150	-55 to 150	$^\circ\text{C}$

Electrical characteristics, at $T_j = 25\text{ }^\circ\text{C}$, unless otherwise specified

Parameter	Symbol	Conditions	MSRTA20060(A)D	MSRTA20080(A)D	MSRTA200100(A)D	Unit
Average forward current (per leg)	$I_{F(AV)}$	$T_C = 125\text{ }^\circ\text{C}$	200	200	200	A
Peak forward surge current (per leg)	I_{FSM}	$t_p = 8.3\text{ ms}$, half sine	3000	3000	3000	A
Maximum instantaneous forward voltage (per leg)	V_F	$I_{FM} = 200\text{ A}$, $T_j = 25\text{ }^\circ\text{C}$	1.1	1.1	1.1	V
Maximum instantaneous reverse current at rated DC blocking voltage (per leg)	I_R	$T_j = 25\text{ }^\circ\text{C}$	10	10	10	μA
		$T_j = 150\text{ }^\circ\text{C}$	5	5	5	mA

Thermal characteristics

Maximum thermal resistance, junction - case (per leg)	$R_{\theta jc}$		0.35	0.35	0.35	$^\circ\text{C/W}$
---	-----------------	--	------	------	------	--------------------

Figure .1- Typical Forward Characteristics

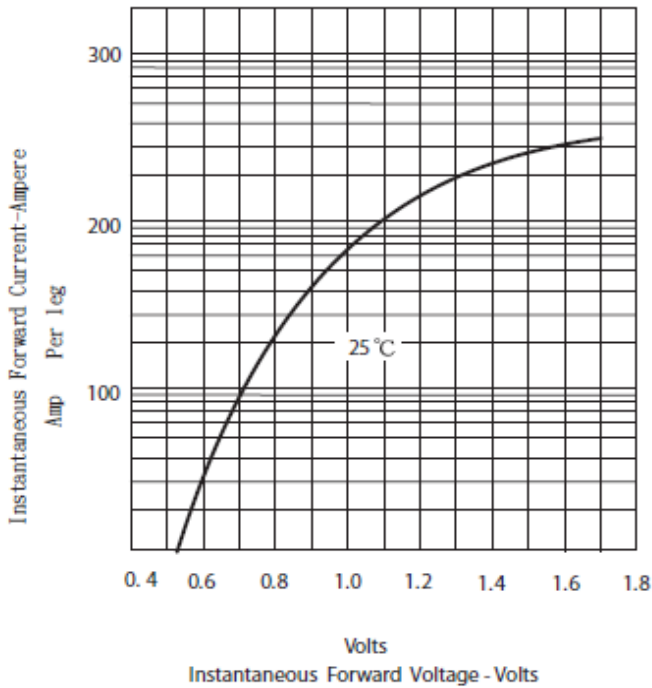


Figure. 2 Forward Derating Curve

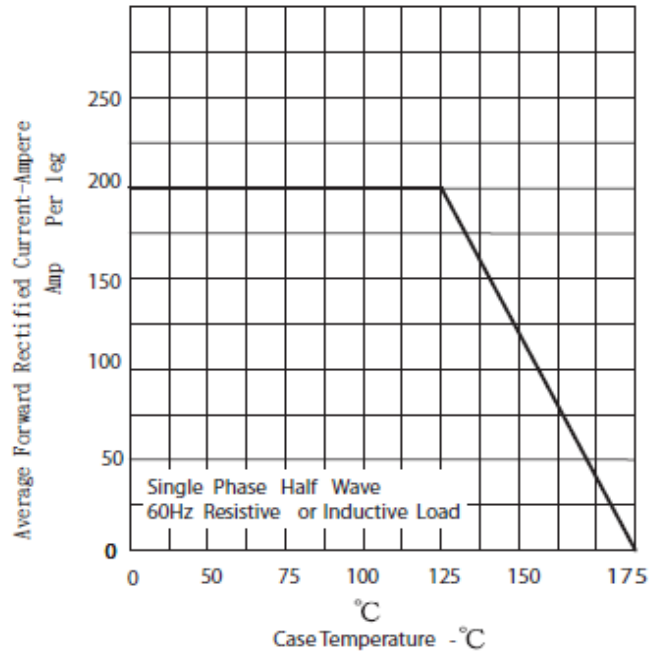


Figure .4 Typical Reverse Characteristics

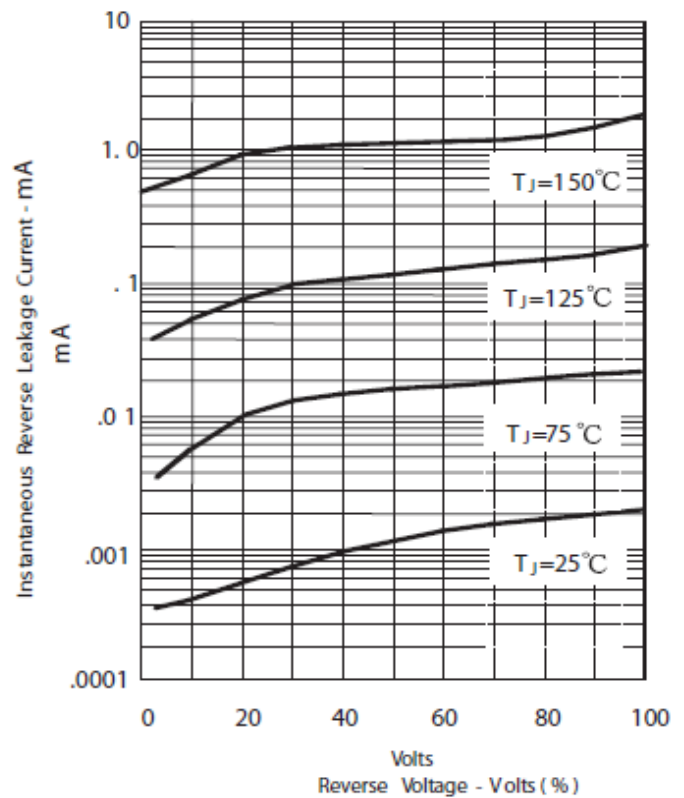
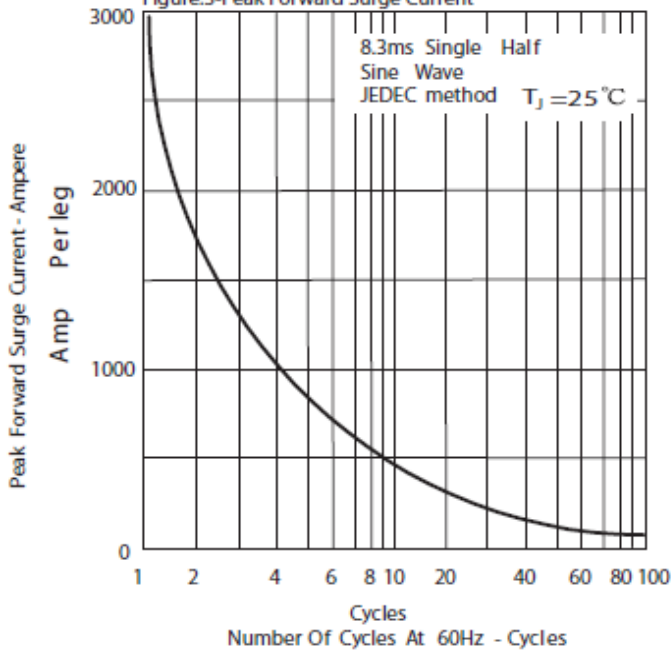
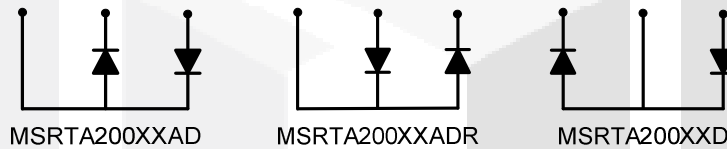
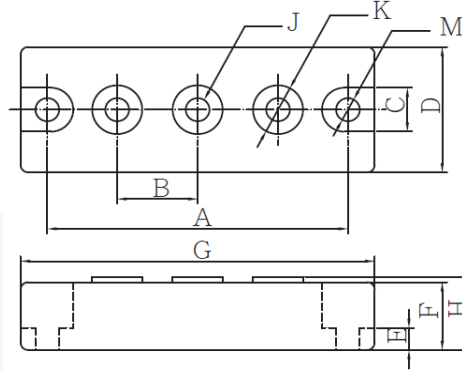


Figure.3-Peak Forward Surge Current



Package dimensions and terminal configuration

Product is marked with part number and terminal configuration.



DIMENSIONS					
DIM	INCHES		MM		NOTE
	MIN	MAX	MIN	MAX	
A	3.150	NOM	80.01	NOM	
B	.872	.892	22.15	22.65	
C	.465	.479	11.82	12.18	
D	1.337	1.356	33.95	34.45	
E	.230	.234	5.84	6.16	
F	.725	REF	18.42	REF	
G	3.668	3.768	93.17	95.71	
H	---	.791	---	20.10	
J	1/4-20 UNC FULL				
K	.509	.538	12.92	13.68	∅
M	.238	.258	6.05	6.55	∅